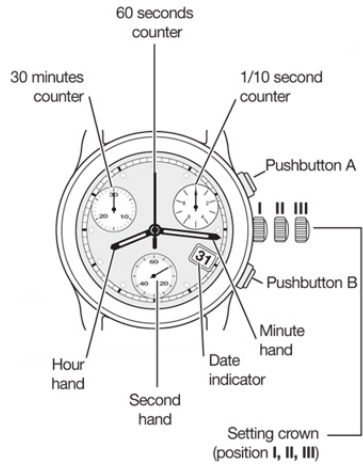


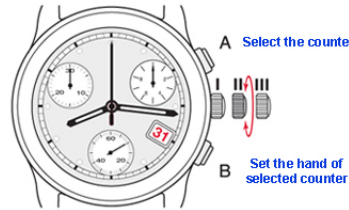
DISPLAY **A**

Watch hands



SETTING THE COUNTERS TO ZERO **B**

Setting crown in position II or III



1. Pull Crown into Position II (1 click out)
2. Push Button A to select the counter :
 1 click : 60 seconds counter
 2 clicks : 1/10 second counter
 3 clicks : 30 minutes counter
3. Push Button B to move hand of selected counter to the required starting point, or to reset to zero.

SETTINGS **C**

Crown 3 positions

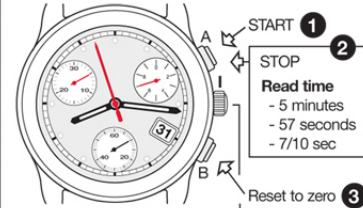


Normal running of watch
 Correcting time-zone and correction of the date at every passing to midnight
 Correcting time position: stop second and correction of the date at every passing to midnight

Note
 Setting crown in position III : STOP-SECOND

TIMING MODE **D**

Simple timing function



Read time
 - 5 minutes
 - 57 seconds
 - 7/10 sec

Reset to zero

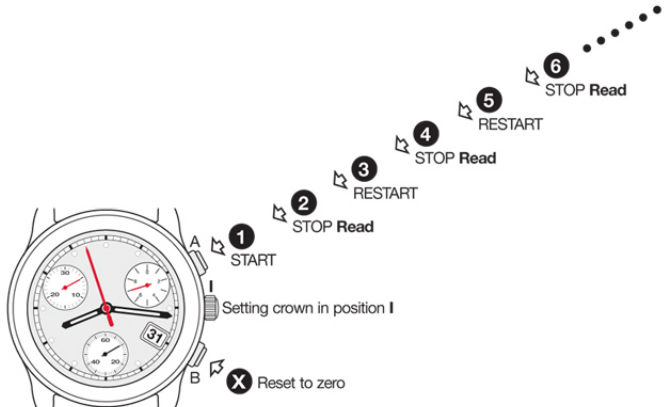
Setting crown in position I

1 to 3 order of functions

WARNING
 Before starting the time, put back the chronograph hands to their original position.
 If necessary, see paragraph SETTING THE TIMERS TO ZERO.

TIMING MODE **E**

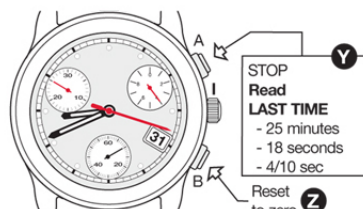
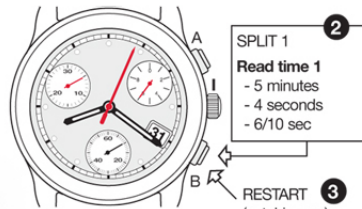
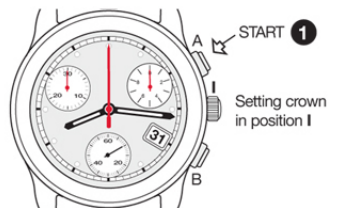
ADD function



1 to X order of functions

TIMING MODE **F**

SPLIT-TIME or INTERMEDIATE TIMES function



1 to Z order of functions