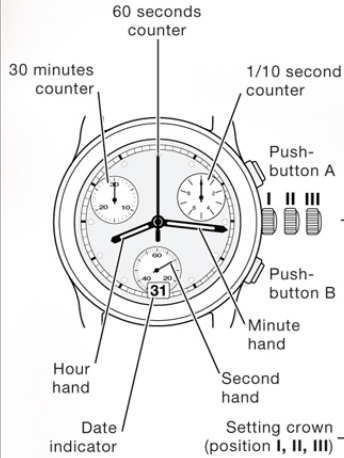




Lady Beach XL Chronograph

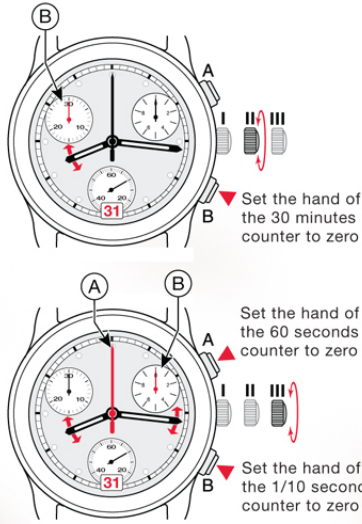
DISPLAY

Watch hands

**A**

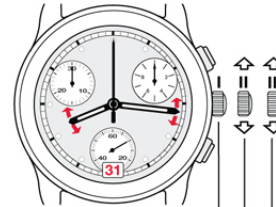
SETTING THE COUNTERS TO ZERO

Setting crown in position II or III

**B**

SETTINGS

Crown 3 positions



Normal running of watch

Correcting time-zone and correction of the date at every passing to midnight

Correcting time position: stop second and correction of the date at every passing to midnight

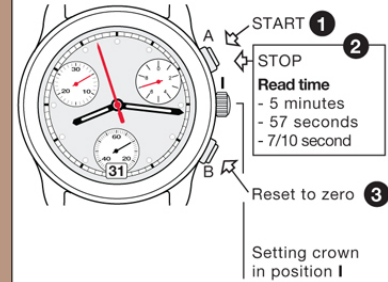
Note :

Dietting crown in position II for longer 20 minutes (time could be lost).

C

TIMING MODE

Simple timing function



1 to 3 order of functions

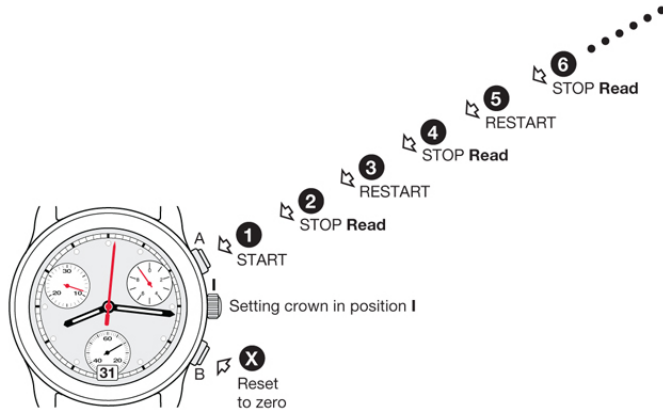
WARNING

Before starting the time, put back the chronograph hands to their original position. If necessary, see paragraph SETTING THE COUNTERS TO ZERO.

D

TIMING MODE

ADD function

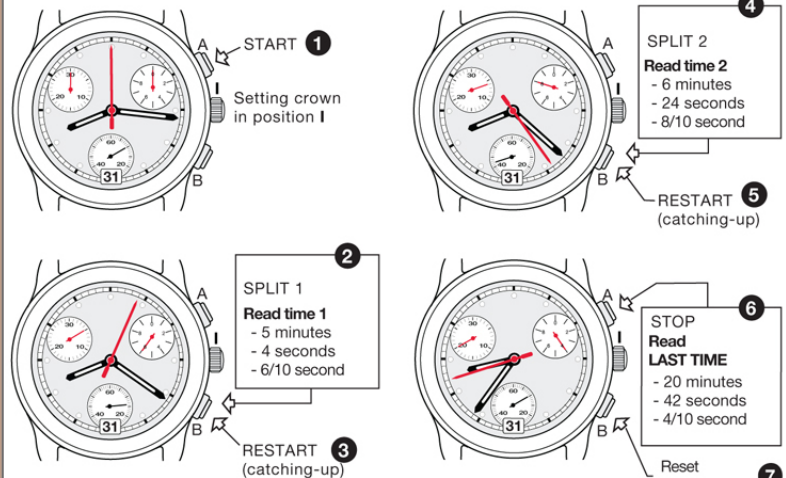


1 to X order of functions

E

TIMING MODE

SPLIT-TIME or INTERMEDIATE TIME function



1 to 7 order of functions

F