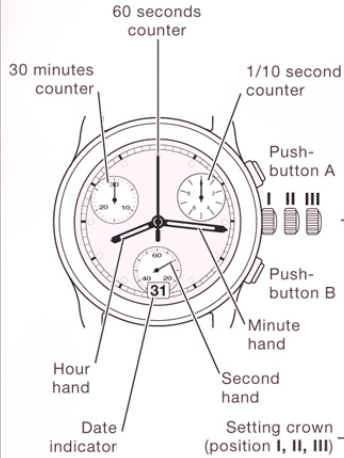




DISPLAY

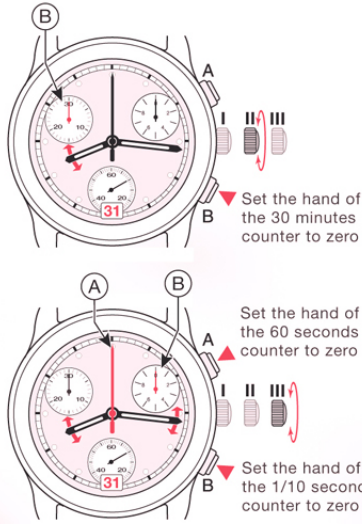
Watch hands



A

SETTING THE COUNTERS TO ZERO

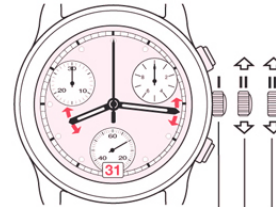
Setting crown in position II or III



B

SETTINGS

Crown 3 positions



Normal running of watch

Correcting time-zone and correction of the date at every passing to midnight

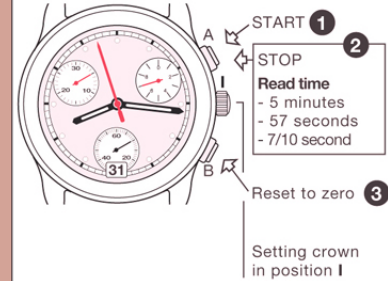
Correcting time position: stop second and correction of the date at every passing to midnight

Note: Dietting crown in position II for longer 20 minutes (time could be lost).

C

TIMING MODE

Simple timing function



1 to 3 order of functions

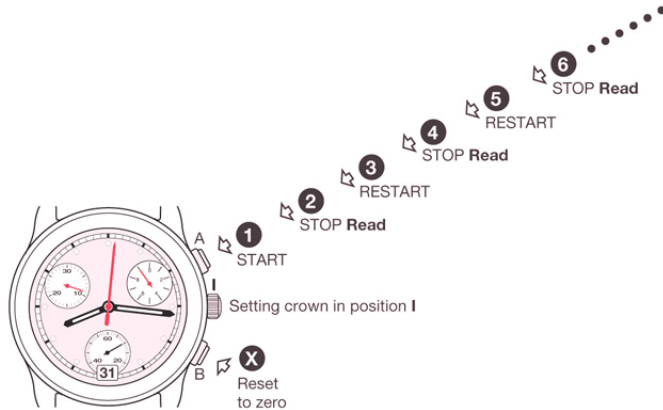
WARNING

Before starting the time, put back the chronograph hands to their original position. If necessary, see paragraph SETTING THE COUNTERS TO ZERO.

D

TIMING MODE

ADD function

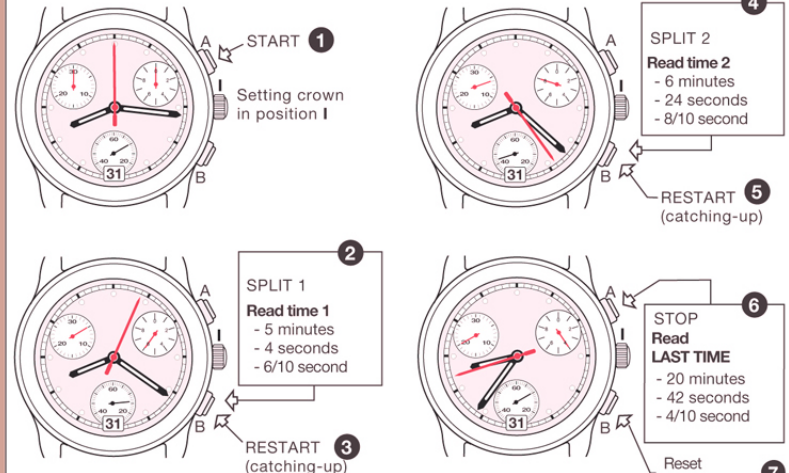


1 to X order of functions

E

TIMING MODE

SPLIT-TIME or INTERMEDIATE TIME function



1 to 7 order of functions

F